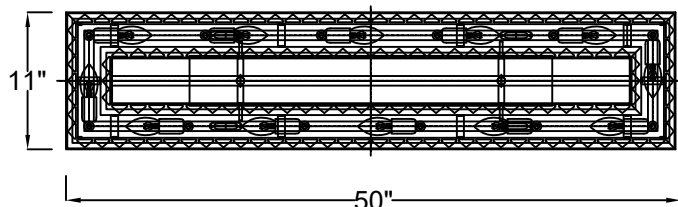
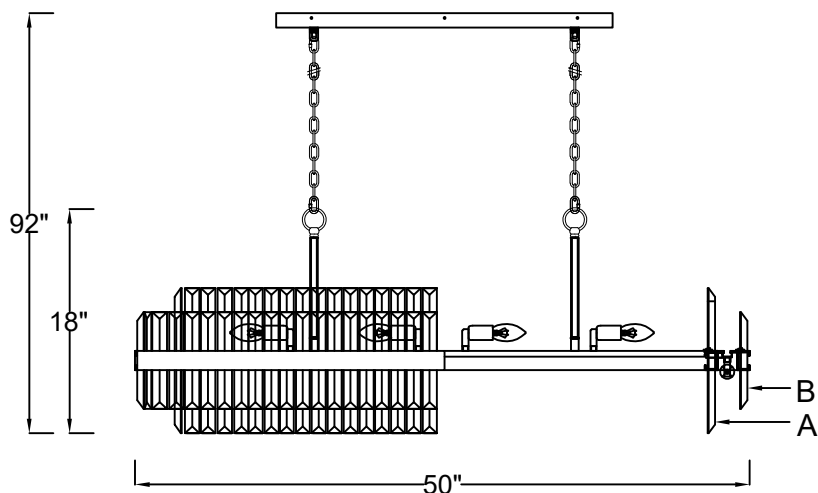


CRYSTORAMA

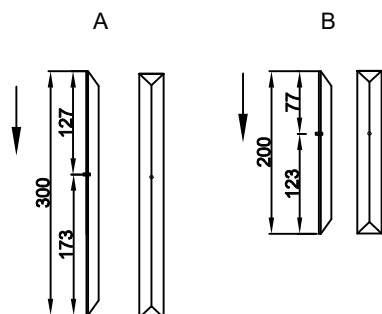


LIGHTING THE WAY FOR SIXTY YEARS

ASSEMBLY INSTRUCTION MODEL #HAY-1417-AG



DETAILED ILLUSTRATION



Short end above frame



WARNING:
All electrical components must be installed by a licensed electrician in accordance with the National Electric Code and the appropriate local electrical codes.



You will need 16-Candelabra Base Bulb
40 Watts Recommended 60 Watts Max
USE LED BULBS FOR EXTENDED USE
This fixture is Dry rated

How to Install

- Slide one check ring over the coupler on top of frame. Screw the threaded pipe into the coupler and slide the metal tube over the threaded pipe. Slide another check ring over the top of metal tube and secure with fixture loop.
- Place the mounting plate over the outlet box and mark 6 points on the ceiling at the center of the 6 holes on the mounting plate.
- Drill the holes at the marked points and insert the plastic anchors.
- Attach the mounting plate over the outlet box using two outlet box screws. Insert the anchor screws into the plastic anchors to tighten it.
- Decide the preferred hanging height and choose the correct length of chain needed.
- Connect one end of chain to the fixture loop using a quick link and the other end to the loop underneath the canopy using the other quick link.
- Raise the fixture up to the ceiling and do the wire connection. Secure the canopy to the mounting plate by the screws.
- Insert the crystal rods as illustrated. Please pay attention to the glass rod direction when inserting it into the frame.

Crystal Sets

- A. 82Sets.(1)30x300mm
- B. 62Sets.(1)30x200mm

WARNING: This product can expose you to Lead, which is known to the State of California to cause cancer and/or birth defects or reproductive harm. For more information go to www.P65Warnings.ca.gov

CRYSTORAMA



LIGHTING THE WAY FOR SIXTY YEARS

PART NUMBER MODEL #HAY-1417-AG

Part Number

Part Numbers

- A. (2)-Wire Connector
- B. (1)-Mounting Plate
- C. (6)-Plastic anchors & screws
- D. (6)-Outlet Box Screws
- E. (1)-Ground Wire
- F. (1)-Cable Wire
- G. (1)-Canopy; w27.5" x 5" x h0.8" (XFB1417AGCAN27IN)
- H. (6)-Screws
- I. (2)-Chain; 72", 4mm (XFB1417AGCHA4MM)
- J. (2)-Fixture Loop
- K. (2)-Metal Tube; 8.5", 16MM thickness (XFB1405AGROD8.5IN)
- L. (2)-Threaded Pipe; 9.5", 12MM thickness (XFB1405AGSTEM9.5IN)
- M. (4)-Check Ring
- N. (1)-Frame

